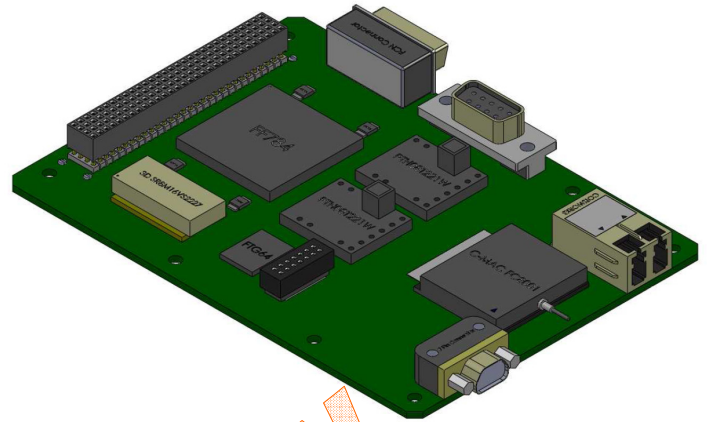


Optical Appliqué Sensor Interface Module (O-ASIM)

To achieve the highest bandwidth performance in a plug-and-play system, optical interfaces offer scalability into eventually terabits/sec in backplanes. The “on-ramps” to such backplanes come through interface modules. One possible implementation of an optical ASIM (O-ASIM), which integrates optical fibers into the earlier SpaceWire-based plug-and-play interface to provide dramatic enhancement to information transport. The present O-ASIM targets a 10 Gbps throughput rate, with the use of a quad optical module.

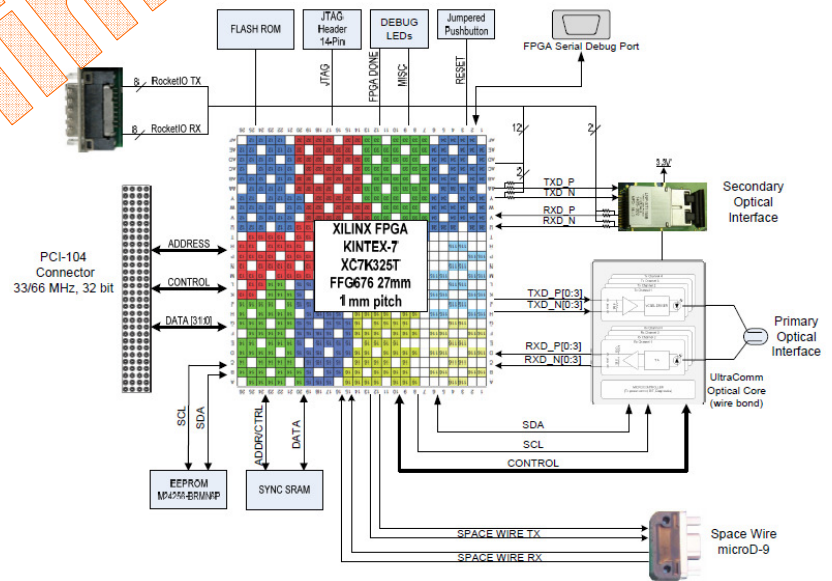


Features

- Support for Gb Ethernet speeds
- Multi-mode with 850 nM wavelength
- Rugged design to support a high vibration environment
- Targeted for aerospace applications, especially spacecraft
- Small and light weight form factor
- O-ASIM provides link between SPA-O network and legacy sensors
- Can be an added “slice” to our Avionics Suite (See Page 2)

Specifications

- Operating Temperature 0°-70°C
- Maximum Power Dissipation 9W
- Input Power 3.3VDC, 5VDC
- Weight .40lbs (Maximum)
- Dimensions 3.55” x 5.00” x 0.7”



Space Micro Inc.

SM SPA-O ASIM-XX-XX

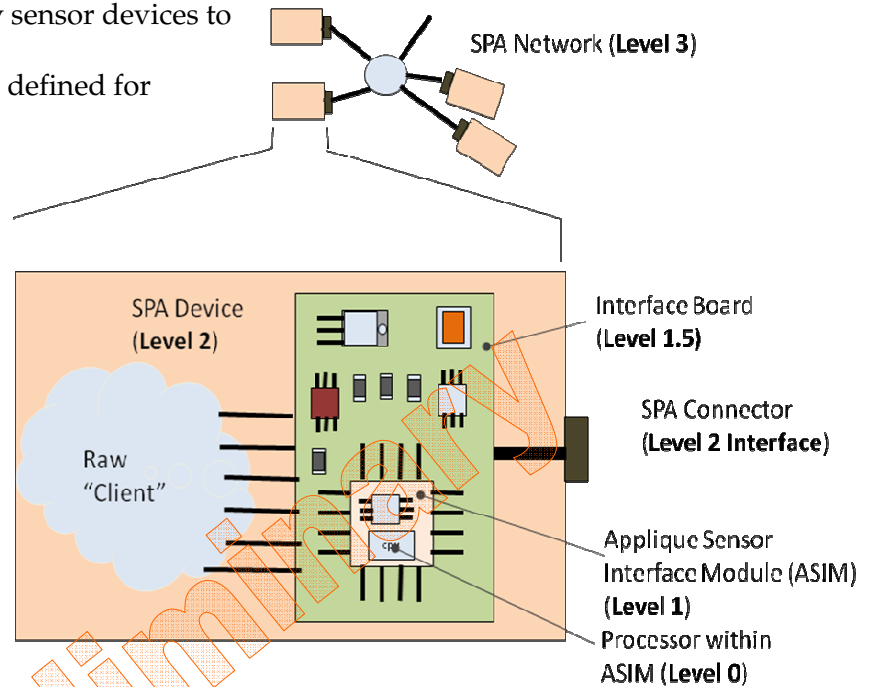
10237 Flanders Court
San Diego, CA 92121
www.spacemicro.com

Phone: 858-332-0700
Fax: 858-332-0709



Optical Appliqué Sensor Interface Module (O-ASIM)

ASIMs are used to connect legacy sensor devices to the SPA network. ASIM functions are defined for Level 0 thru Level 3.

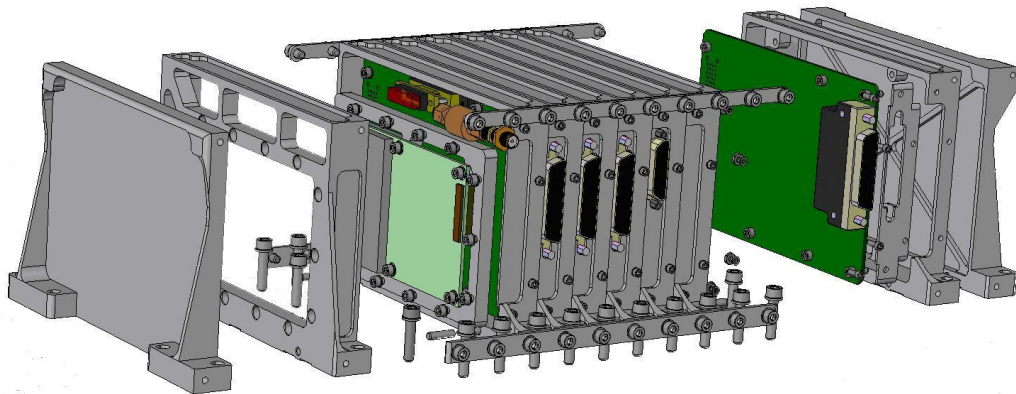


Description

- Software Development Model
- Engineering Model
- Flight Model, Rad Tolerant
- Flight Model, Rad Hard

Part Number Order Information

- SM O-ASIM SDM
- SM O-ASIM EM
- SM O-ASIM FM-RT
- SM O-ASIM FM-RH



The O-ASIM can be used as a component in as X-Box Avionics Suite

This product is being developed under an SBIR from AFRL on Contract # FA9453-09-C-0027

10237 Flanders Court
San Diego, CA 92121
www.spacemicro.com

Phone: 858-332-0700

Fax: 858-332-0709

2

